

ART Curriculum Journey (Drawing)


EYFS

I can use different tools for drawing.
(fingers, hands, chalks, pens, pencils)
I can draw on different surfaces.
I can draw lines of different thicknesses.
I can draw patterns and textures from my mind and what I can see.
I can talk about my work.



Year 2

I can control the marks I make with a range of media.
I can use a range of pencil grades HB, B, 2B, 4B
I can create a range of tones using light and dark.
I can draw on different surfaces with a range of media.
I can use a sketchbook to plan and develop ideas.



Year 1

I can experiment with a variety of media; pencils, rubbers, crayons, pastels, felt tips, pen, chalk.
I can control the marks I make.
I can sketch a simple portrait.
I can use a sketch book.
I can use tone (scribble/hatch/stipple/blend)
I can investigate different textures




Year 3

I can develop intricate patterns/marks with a variety of media.
I can demonstrate experience with different grades of pencil and other implements 2H, HB, B, 2B, 4B, 6B to draw lines for a purpose.
I can create a range of tones and patterns with a range of drawing implements and use them with purpose.
I can use my sketchbook to record exploration, plan and collect material.
I can begin to show that objects have a third dimension.
I can produce close observational drawings.



Year 4

I can develop intricate patterns using different grades of pencil and other implements.
I can draw for a sustained period.
I can experiment with all grades of pencil and other implements to create variations in tone.
I can use my sketchbook to collect and record visual information and plan and collect material I will use in my work.
I can use the third dimension and perspective.





Year 5

I can work in a sustained and independent way to create a detailed drawing using line, tone pattern and texture.
I can use different techniques for different purposes.
I can continue to use my sketch book to collect and record visual information from different sources, and plan and collect material for future works.
I can use perspective in my work using a single line focal point and horizon.
I can begin to have an awareness of scale, composition and proportion in my work.
I can use drawing techniques to work from a variety of sources including observation, photographs and digital images.



Year 6

I can draw for a sustained period of time over a number of sessions on one piece.
I can use different techniques for shading and understand which works well and why.
I can use my sketchbook to collect, record, plan and evaluate.
I can adapt my work and describe how I can develop it further.
I can use proportion and perspective in my work.



Year 7

The formal element of 'line'
Drawing from natural forms.
Line and tonal shading
Botanical illustrations.